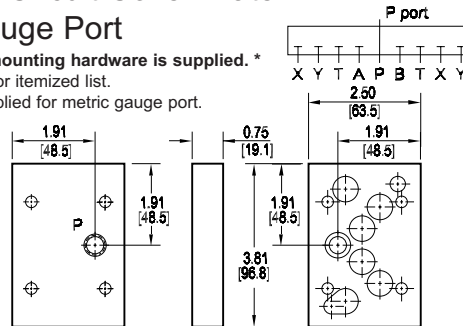


# D05 Cover Plates with Pilot Ports

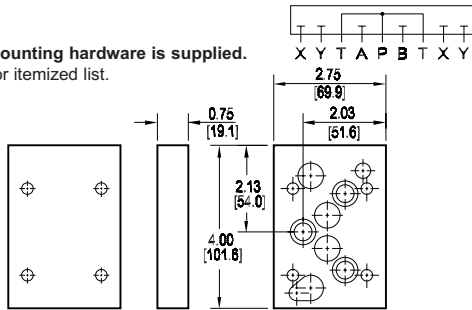
## Parallel Circuit Cover Plate with Gauge Port

Cover Plate mounting hardware is supplied. \*  
See page 76 for itemized list.  
\* Plug not supplied for metric gauge port.



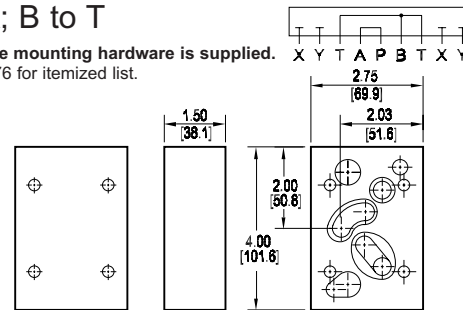
## Series Circuit Cover Plate: P to T

Cover Plate mounting hardware is supplied.  
See page 76 for itemized list.



## Crossover Cover Plate: P to A; B to T

Cover Plate mounting hardware is supplied.  
See page 76 for itemized list.



Specifications, descriptions, and dimensional data are subject to correction or change without notice or incurring obligation. Download latest catalog page revisions at [www.damanifolds.com](http://www.damanifolds.com).

# Ordering Information

Material	Valve Pattern	Circuit	Gauge Port	Bolt Threads																																
<table border="1"> <thead> <tr> <th colspan="2">Material</th> </tr> </thead> <tbody> <tr> <td><b>A</b></td> <td>Aluminum - 6061-T6 CPP, CPS • 3000<sup>†</sup> psi • 20.7 MPa COP • 1500<sup>†</sup> psi • 10.3 MPa</td> </tr> <tr> <td><b>D</b></td> <td>Ductile Iron - D4512 CPP, CPS • 5000<sup>†</sup> psi • 34.5 MPa COP • 3000<sup>†</sup> psi • 20.7 MPa</td> </tr> <tr> <td colspan="2"><sup>†</sup> Working pressure should be considered in accordance with ISO 4413 to determine appropriate material type.</td> </tr> </tbody> </table>	Material		<b>A</b>	Aluminum - 6061-T6 CPP, CPS • 3000 <sup>†</sup> psi • 20.7 MPa COP • 1500 <sup>†</sup> psi • 10.3 MPa	<b>D</b>	Ductile Iron - D4512 CPP, CPS • 5000 <sup>†</sup> psi • 34.5 MPa COP • 3000 <sup>†</sup> psi • 20.7 MPa	<sup>†</sup> Working pressure should be considered in accordance with ISO 4413 to determine appropriate material type.		<table border="1"> <thead> <tr> <th colspan="2">Valve Pattern</th> </tr> </thead> <tbody> <tr> <td><b>D05H</b></td> <td>ISO 4401-05-05 NFPA T3.5.1-D05 Alt A &amp; B See Technical Information</td> </tr> </tbody> </table>	Valve Pattern		<b>D05H</b>	ISO 4401-05-05 NFPA T3.5.1-D05 Alt A & B See Technical Information	<table border="1"> <thead> <tr> <th colspan="2">Circuit</th> </tr> </thead> <tbody> <tr> <td><b>CPP</b></td> <td>Parallel Circuit</td> </tr> <tr> <td><b>CPS</b></td> <td>Series Circuit</td> </tr> <tr> <td><b>COP</b></td> <td>Crossover Circuit (P to A, B to T)</td> </tr> </tbody> </table>	Circuit		<b>CPP</b>	Parallel Circuit	<b>CPS</b>	Series Circuit	<b>COP</b>	Crossover Circuit (P to A, B to T)	<table border="1"> <thead> <tr> <th colspan="2">Gauge Port</th> </tr> </thead> <tbody> <tr> <td colspan="2">Required with parallel circuit. Omit on S and COP circuits.</td> </tr> <tr> <td><b>G</b></td> <td>0.250 NPTF or 0.250 BSPT (M option)</td> </tr> </tbody> </table>	Gauge Port		Required with parallel circuit. Omit on S and COP circuits.		<b>G</b>	0.250 NPTF or 0.250 BSPT (M option)	<table border="1"> <thead> <tr> <th colspan="2">Bolt Threads</th> </tr> </thead> <tbody> <tr> <td colspan="2">Omit for inch (UNC) bolt kit.</td> </tr> <tr> <td><b>M</b></td> <td>Metric (ISO 6H) bolt kit</td> </tr> </tbody> </table>	Bolt Threads		Omit for inch (UNC) bolt kit.		<b>M</b>	Metric (ISO 6H) bolt kit
Material																																				
<b>A</b>	Aluminum - 6061-T6 CPP, CPS • 3000 <sup>†</sup> psi • 20.7 MPa COP • 1500 <sup>†</sup> psi • 10.3 MPa																																			
<b>D</b>	Ductile Iron - D4512 CPP, CPS • 5000 <sup>†</sup> psi • 34.5 MPa COP • 3000 <sup>†</sup> psi • 20.7 MPa																																			
<sup>†</sup> Working pressure should be considered in accordance with ISO 4413 to determine appropriate material type.																																				
Valve Pattern																																				
<b>D05H</b>	ISO 4401-05-05 NFPA T3.5.1-D05 Alt A & B See Technical Information																																			
Circuit																																				
<b>CPP</b>	Parallel Circuit																																			
<b>CPS</b>	Series Circuit																																			
<b>COP</b>	Crossover Circuit (P to A, B to T)																																			
Gauge Port																																				
Required with parallel circuit. Omit on S and COP circuits.																																				
<b>G</b>	0.250 NPTF or 0.250 BSPT (M option)																																			
Bolt Threads																																				
Omit for inch (UNC) bolt kit.																																				
<b>M</b>	Metric (ISO 6H) bolt kit																																			