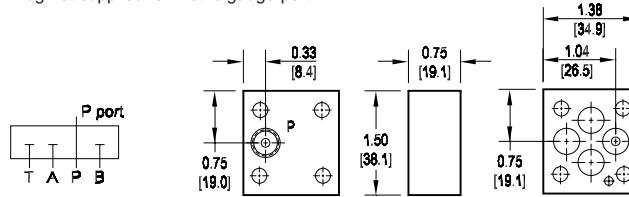


D02 Cover Plates

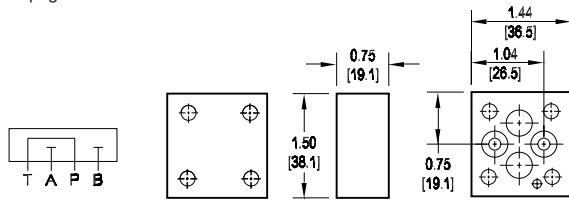
Parallel Circuit Cover Plate with Gauge Port

Cover Plate mounting hardware is supplied. *
See page 76 for itemized list.
* Plug not supplied for metric gauge port.



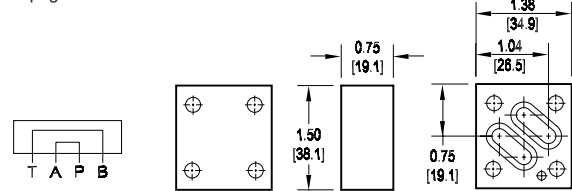
Series Circuit Cover Plate: P to T

Cover Plate mounting hardware is supplied.
See page 76 for itemized list.



Crossover Cover Plate: P to A; B to T

Cover Plate mounting hardware is supplied.
See page 76 for itemized list.



Specifications, descriptions, and dimensional data are subject to correction or change without notice or incurring obligation. Download latest catalog page revisions at www.damanifolds.com.

Ordering Information

Material	Valve Pattern	Circuit	Gauge Port	Bolt Threads
----------	---------------	---------	------------	--------------

Material	
A	Aluminum - 6061-T6 3000† psi • 20.7 MPa
D	Ductile Iron - D4512 5000† psi • 34.5 MPa
† Working pressure should be considered in accordance with ISO 4413 to determine appropriate material type.	

Circuit	
CPP	Parallel Circuit
CPS	Series Circuit
COP	Crossover Circuit (P to A, B to T)

Bolt Threads	
Omit for inch (UNC) bolt kit.	
M	Metric (ISO 6H) bolt kit

Valve Pattern	
D02	ISO 4401-02-01 NFFPA T3.5.1-D02 See Tech Information

Gauge Port	
Required with CPP circuit. Omit on CPS and COP circuits.	
G	0.125 NPTF or 0.125 BSPT (M option)